

FROM THE PRINCIPAL

Dear Parents and Community Members,

Our goal at South Shore is to create a positive learning community where students are collaborative and creative in a rigorous and respectful environment. We desire for every student to find joy at South Shore, create positive relationships, and reach his or her academic potential. We deeply believe in a growth mentality and are proud of the growth our students are making toward reaching their academic goals.

South Shore is a dual language school where instruction is provided in both English and Spanish everyday. It is our goal for students to leave South Shore with high levels of literacy in both languages. We are also a highly diverse school community

where students are encouraged to celebrate language, racial, and cultural differences while being proud of who they are as individuals.

Our instructional focus this year is literacy in both Spanish and English. Parents and community members are essential partners in helping us reach our goal of having every child leave South Shore a reader in both languages. Reading at home for 20 minutes a day is an expectation for all students. We encourage parents to be involved in the life of our school and come see the amazing things that happen everyday in our classrooms! We look forward to partnering with you this school year.

Thank you,

Principal | Kraig Sproles

SCHOOL PROFILE

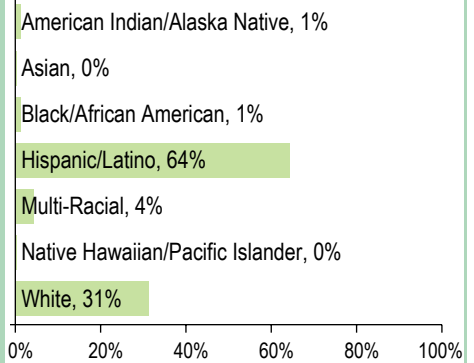
ENROLLMENT 2015-16	441
K-3	310
4-5	131
6-8	--

MEDIAN CLASS SIZE	School	Oregon
Self-Contained	44.0	25.0
Departmentalized	22.0	25.0

SELECTED DEMOGRAPHICS

Economically Disadvantaged	75%
Students with Disabilities	10%
Ever English Learner	47%
Different Languages Spoken	2
Regular Attenders	86.7%
Mobile Students	11.9%

STUDENTS



IMMUNIZATION RATES

Percent of students with all required vaccines: 99 (Visit www.healthoregon.org/immdata for more information.)

Percent of students without all required vaccines: 1

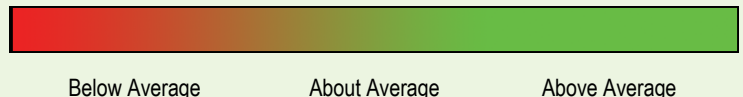
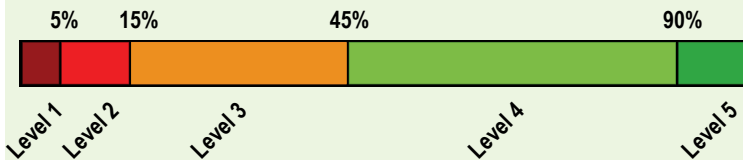
(This value includes students with medical exemptions, nonmedical exemptions, no immunization records, or up-to-date but incomplete immunization records.)

*, <5, and >95 are displayed when data are unavailable or to protect student confidentiality.

*** indicates that this school offered lunch at no charge to all students.

OVERALL SCHOOL RATING

Given the recent passage of the Every Student Succeeds Act (ESSA) and the expiration of Oregon's ESEA flexibility waiver on August 1, 2016, the State of Oregon will not assign ratings (i.e., overall and comparison school ratings) to schools for the 2015-16 school year.



PROGRESS ARE STUDENTS MAKING ADEQUATE GAINS OVER TIME?

SCHOOL PERFORMANCE

Performance of students enrolled in the school for a full academic year

Did at least 95% of the students at this school take required assessments? Yes No, Interpret Results with Caution
Participation rate criteria are in place to ensure schools test all eligible students.

The Smarter Balanced and alternate assessments have four performance levels where levels 3 and 4 are meeting the standard for school and district accountability.

See report cards from previous years to view historical OAKS performance data.

	School Performance (%)			School Performance (%)	Oregon Performance (%)	Like-School Average (%)
	2012-13	2013-14	2014-15	2015-16	2015-16	2015-16
English Language Arts (Administered statewide in grades: 3-8, 11)				Level 1	Level 2	Levels 3 & 4
All students in tested grades	2014-15 was the first operational year of the new English language arts assessment.			23.2 17.2 59.6	31.8 22.7 45.5	52.4 21.3 26.3 40.2 24.7 35.1
Mathematics (Administered statewide in grades: 3-8, 11)				Level 1	Level 2	Levels 3 & 4
All students in tested grades	2014-15 was the first operational year of the new mathematics assessment.			15.8 27.6 56.6	21.2 28.8 50.0	44.9 28.5 26.6 31.8 31.3 36.9
Science (OAKS) (Administered statewide in Grades: 5, 8, 11)				Did not meet	Met	Exceeded
All students in tested grades	60.7	39.2	38.3	34.9	66.5	52.3
	8.2 52.5 39.3	7.8 31.4 60.8	0.0 38.3 61.7	6.3 28.6 65.1	15.7 50.8 33.5	6.9 45.4 47.7

Visit www.ode.state.or.us/go/data for additional assessment results.

*, <5, and >95 are displayed when the data must be suppressed to protect student confidentiality.

OUTCOMES FOR KEY STUDENT GROUPS AT THIS SCHOOL COMPARED TO THE SAME GROUPS STATEWIDE

STUDENT GROUP OUTCOMES

	School Performance (%)	Oregon Performance (%)	Like-School Average (%)	School Performance (%)	Oregon Performance (%)	Like-School Average (%)	School Performance (%)	Oregon Performance (%)	Like-School Average (%)		
Economically Disadvantaged				American Indian/Alaska Native			Native Hawaiian/Pacific Islander				
Eng. Lang. Arts	22.7	40.7	38.0	Eng. Lang. Arts	*	35.5	29.6	Eng. Lang. Arts	*	40.4	20.6
Mathematics	14.7	32.9	29.8	Mathematics	*	28.7	22.2	Mathematics	*	29.4	18.2
Science	24.0	56.1	49.8	Science	*	51.7	57.1	Science	*	46.5	25.0
English Learners				Asian				White			
Eng. Lang. Arts	16.8	29.1	30.4	Eng. Lang. Arts	*	69.9	51.4	Eng. Lang. Arts	40.0	59.2	53.0
Mathematics	10.5	23.6	23.3	Mathematics	*	68.0	45.8	Mathematics	30.0	51.7	43.9
Science	16.0	38.7	39.7	Science	*	75.6	53.4	Science	47.8	75.4	70.6
Students with Disabilities				Black/African American				Female			
Eng. Lang. Arts	5.0	25.0	14.7	Eng. Lang. Arts	*	31.5	26.9	Eng. Lang. Arts	35.1	57.3	46.5
Mathematics	5.0	22.1	14.4	Mathematics	*	21.6	20.1	Mathematics	22.7	43.8	31.6
Science	16.7	38.4	25.8	Science	*	41.5	31.8	Science	27.3	64.6	51.4
Migrant				Hispanic/Latino				Male			
Eng. Lang. Arts	66.7	24.6	28.2	Eng. Lang. Arts	27.1	34.1	33.2	Eng. Lang. Arts	28.7	47.6	34.2
Mathematics	16.7	20.4	21.9	Mathematics	17.3	26.5	25.0	Mathematics	19.8	46.0	32.0
Science	*	36.1	46.1	Science	27.0	44.9	43.6	Science	43.3	68.3	53.2
Talented and Gifted				Multi-Racial							
Eng. Lang. Arts	*	95.4	86.4	Eng. Lang. Arts	*	57.1	50.0				
Mathematics	*	95.1	90.6	Mathematics	*	48.3	36.5				
Science	*	97.7	>95	Science	*	70.0	63.0				

*, <5, and >95 are displayed when the data must be suppressed to protect student confidentiality.



South Shore Elementary School

910 Bain St SE
Albany, OR 97322 (541) 967-4604
southshore.albany.k12.or.us

DISTRICT Greater Albany Public SD 8J
SUPERINTENDENT Jim Golden
PRINCIPAL Kraig Sproles
GRADES SERVED K-5

For more report card measures,
including detailed demographic
information, visit
www.ode.state.or.us/go/RCMeasures

CURRICULUM & LEARNING ENVIRONMENT WHAT IS THIS SCHOOL DOING TO IMPROVE STUDENT LEARNING AND TO PREPARE STUDENTS FOR THE FUTURE?

SCHOOL READINESS

School Nutrition Breakfast and Lunch Programs
Strong Community Partnerships
Families and Communities Together (FACT)
Character Education
Positive Behavioral Supports
Welcome Center

ACADEMIC SUPPORT

Special Education and Child Find for Students with Disabilities
Small Group Instruction and Interventions
Student Study Support Teams for Behavior and Instruction
Federal Program Supports for Low Income and Second Language Learners

ACADEMIC ENRICHMENT

Dual Language in Spanish/English
Talented and Gifted Identification and Services
Swimming Instruction and Bike Safety Provided by Community Donors
Curriculum Nights
Career Exploration
Albany Public Schools Foundation

EXTRA-CURRICULAR ACTIVITIES/ AFTER SCHOOL PROGRAMS

Mid Valley Strings Orchestra
Wednesday Early Release Activities
Community Based Partnerships
Family Nights
Girls on the Run/Track Club

Data and information in the Curriculum and Learning Environment section were provided by local schools and districts, and were not verified by the Oregon Department of Education.