

FROM THE PRINCIPAL

Dear Parents and Community Members,

This redesigned annual report card issued by the Oregon Department of Education offers a picture of how South Shore compares to state collected information.

We are performing consistent with other bilingual schools with similar demographics: higher reading and lower math scores. In the 2012-13 school year, we received an overall state rating of Level 2. This means that our students are performing 'below' the target of average for Oregon elementary students. In 2012-2013 focus areas were strengths:

- Meeting/exceeding individual student growth targets
- Implemented a reading/academic language school-wide model
- Implemented new math instructional practices

Focus areas for 2013-2014:

- Continue 2012-13 focus areas
- Math instruction and interventions for all students
- Improve reading/math outcomes for special education and ELL students
- Extending the kindergarten day, added intervention time
- Strengthen data analysis and response to student learning

Our instruction WILL improve achievement for all students. Your help and support is appreciated!

Thank you,

Principal | Michael Ann McIlvenny

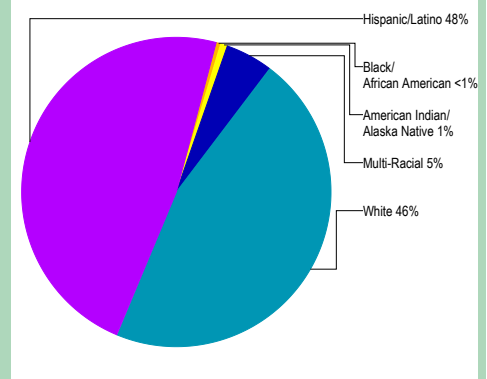
SCHOOL PROFILE

Enrollment 2012-13	422
K-3	303
4-5	119
Change from previous year	+12.2%
Students attending 90% or more of enrolled days	83%
.....	
Average elementary class size	27.4
Change from previous year	+2.3

Select Demographics 2012-13	
English Learners	36%
<i>Students who have ever been eligible for or participated in a program to acquire academic English.</i>	
Economically disadvantaged	81%
Students with disabilities	13%
.....	
Number of different languages spoken:	4

Note: a "*" is displayed when the data must be suppressed to protect student confidentiality.

STUDENTS

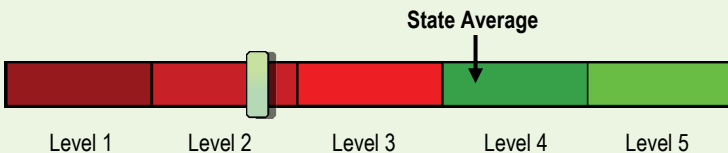


OVERALL STATE RATING

HOW ARE STUDENTS AT THIS SCHOOL PERFORMING COMPARED TO THOSE AT OTHER SCHOOLS?

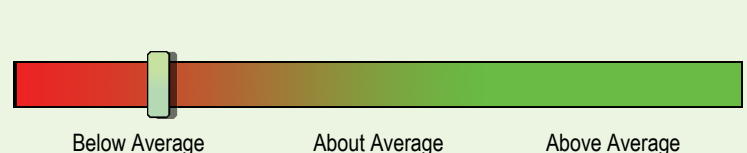
The overall state rating is intended to summarize this school's particular successes and challenges. It is based on a combination of up to five factors. Three of these factors come from standardized test scores in reading and math: student achievement, student growth, and the growth of underserved subgroups. Please be aware that this rating is based mainly on high-stakes testing and accordingly, represents a limited view of student performance. Other aspects of this report card are designed to put this rating in the proper context.

Compared to all schools statewide in 2012-13, this school is rated as Level 2.



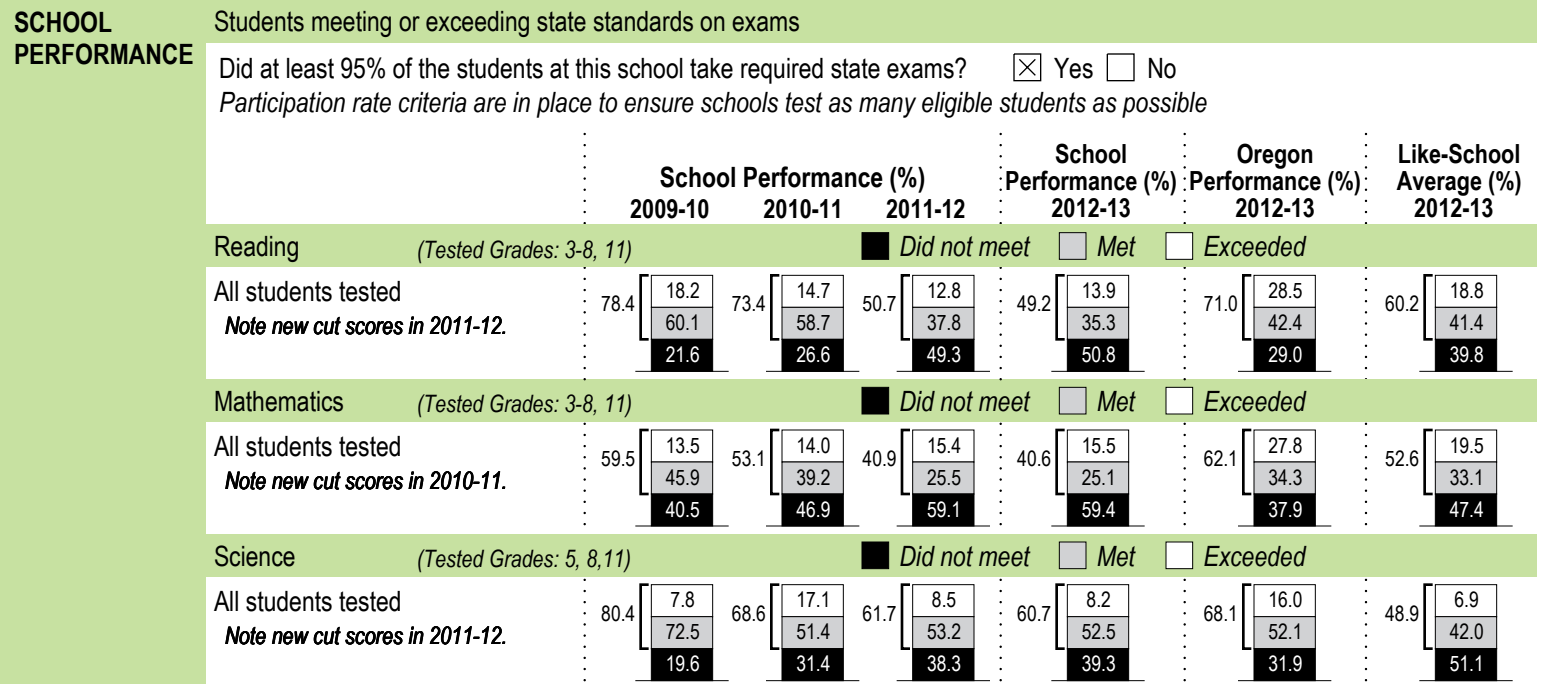
- Level 1** = Falls into the bottom 5% of schools
- Level 2** = Falls between 5% and 15% of schools
- Level 3** = Falls between 15% and 44% of schools
- Level 4** = Falls between 44% and 90% of schools
- Level 5** = Falls into the top 10% of schools

Compared to elementary schools with similar student demographics in 2012-13, this school's rating is below average.



- Below average** = Falls into the bottom third of comparison schools
- About average** = Falls into the middle third of comparison schools
- Above average** = Falls into the top third of comparison schools

PROGRESS ARE STUDENTS MAKING ADEQUATE GAINS OVER TIME?



Visit www.ode.state.or.us/go/data for additional state exam results.

Note: a "*" is displayed when data are unavailable or to protect student confidentiality.

OUTCOMES FOR KEY STUDENT GROUPS AT THIS SCHOOL COMPARED TO THE SAME GROUPS STATEWIDE

STUDENT GROUP OUTCOMES	School Performance (%)	Oregon Performance (%)	School Compared to OR Average	School Performance (%)	Oregon Performance (%)	School Compared to OR Average	School Performance (%)	Oregon Performance (%)	School Compared to OR Average		
	All Students										
Reading	49.2	71.0	-21.8	Reading	*	57.4	*	Reading	*	59.1	*
Mathematics	40.6	62.1	-21.5	Mathematics	*	47.3	*	Mathematics	*	46.5	*
Science	60.7	68.1	-7.4	Science	*	53.2	*	Science	*	49.4	*
Economically Disadvantaged				Asian				White			
Reading	49.2	60.2	-11.0	Reading	*	79.5	*	Reading	60.9	77.7	-16.8
Mathematics	40.6	50.3	-9.7	Mathematics	*	79.7	*	Mathematics	43.7	68.0	-24.3
Science	60.7	55.5	+5.2	Science	*	74.9	*	Science	66.7	76.5	-9.8
English Learners				Black/African American				Female			
Reading	23.8	46.5	-22.7	Reading	*	55.2	*	Reading	42.4	73.2	-30.8
Mathematics	25.4	43.3	-17.9	Mathematics	*	42.5	*	Mathematics	37.0	61.5	-24.5
Science	33.3	39.6	-6.3	Science	*	47.9	*	Science	55.2	65.9	-10.7
Students with Disabilities				Hispanic/Latino				Male			
Reading	25.8	43.0	-17.2	Reading	32.2	52.1	-19.9	Reading	55.8	68.8	-13.0
Mathematics	22.6	33.7	-11.1	Mathematics	34.5	45.2	-10.7	Mathematics	44.2	62.7	-18.5
Science	45.5	42.9	+2.6	Science	48.0	45.3	+2.7	Science	65.6	70.3	-4.7
Talented and Gifted				Multi-Racial							
Reading	>95	98.5	*	Reading	81.8	76.0	+5.8				
Mathematics	>95	98.1	*	Mathematics	63.6	65.8	-2.2				
Science	*	98.0	*	Science	*	73.5	*				

Note: a "*" is displayed when data are unavailable or to protect student confidentiality.



South Shore Elementary School

910 Bain St SE
Albany, OR 97322-5218, (541) 967-4604
<http://www.albany.k12.or.us/southshore/>

DISTRICT Greater Albany Public SD 8J
SUPERINTENDENT Maria Delapoer
PRINCIPAL Michael McIlvenny
GRADES SERVED K-5

For more report card measures
including detailed demographic
information visit
www.ode.state.or.us/go/SchoolRC

CURRICULUM & LEARNING ENVIRONMENT WHAT IS THIS SCHOOL DOING TO IMPROVE STUDENT LEARNING AND TO PREPARE STUDENTS FOR THE FUTURE?

SCHOOL READINESS

Character Education and Positive Behavior Interventions and Supports
Families and Agencies Coming Together; Welcome Center
Kindergarten Interviews and Orientation

School Nutrition Breakfast and Lunch Programs
Strong Community Partnerships

ACADEMIC SUPPORT

Special Education and Child Find for Students with Disabilities
Small Group Instruction and Interventions
Student Study Support Teams for Behavior and Instruction
Federal Program Supports for Low Income and Second Language Learners

ACADEMIC ENRICHMENT

Talented and Gifted Identification and Services
Swimming and Bike Safety Provided by Community Donors
Curriculum Nights
Career Exploration
Albany Public Schools Foundation Supports
Dual Immersion in Spanish/English

EXTRACURRICULAR ACTIVITIES

Wednesday Early Release Community Based Partnerships
Lego Robotics

Parenting and ESL Classes through LBCC

Data and information in the Curriculum and Learning Environment section was provided by local schools and districts and was not verified by the Oregon Department of Education.